

# 4th Street North


SPEED & VOLUME TUBE COUNT  
THURSDAY-TUESDAY  
NOVEMBER 2021

## 5/6 DAYS

CARS WERE RECORDED GOING OVER 58 MILES PER HOUR- THE SPEED AT WHICH THE RISK OF SEVERE INJURY OR MORTALITY FOR PEDESTRIANS STRUCK BY VEHICLES CLIMBS TO 90%

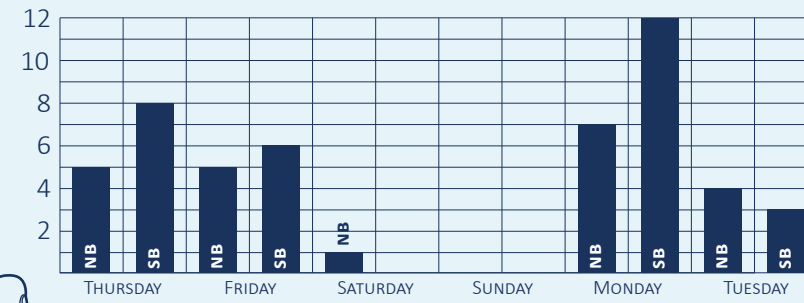


85TH PERCENTILE SOUTHBOUND SPEED: **35.5 MPH**  
85TH PERCENTILE NORTHBOUND SPEED: **33 MPH**  
WITH **5%** OF SOUTHBOUND DRIVERS DRIVING OVER **40 MPH** AND **5%** OF NORTHBOUND DRIVERS DRIVING OVER **38 MPH**



# 75-79 MILES PER HOUR

Fastest recorded speed, recorded between **6:00-7:00 AM** on a Tuesday morning.



## BUS VOLUME


Northbound & Southbound

# SUNDAY

HIGHEST AM PEAK VOLUME


NORTHBOUND VOLUME IS **HALF** THE SOUTHBOUND VOLUME

The average daily Southbound traffic volume is 634 vehicles compared to 325 vehicles for Northbound travel



**7:00-8:00 AM**

Weekday peak for school bus drop off at Cityview



# 4th Street North

SPEED & VOLUME TUBE COUNT


THURSDAY-TUESDAY

2021 - 2022 COMPARISON

15TH PERCENTILE SPEED IN DECREASED FROM 22.5 MPH IN 2021 TO

**20.5 MPH**  
SOUTHBOUND SPEED

OVER 85% OF CARS ON 4TH STREET ARE DRIVING ABOVE THE SPEED LIMIT (20 MPH)



Southbound speeds decreased from 2021-2022 whereas northbound speeds **did not change**

85TH PERCENTILE  
**32 MPH**  
SOUTHBOUND SPEED  
35.5 MPH IN 2021

85TH PERCENTILE  
**33 MPH**  
NORTHBOUND SPEED  
33 MPH IN 2021

AVERAGE SOUTHBOUND SPEEDS DECREASED BY **10%**  
AVERAGE NORTHBOUND SPEEDS WERE **UNCHANGED**



**70-74**  
MILES PER HOUR

Fastest recorded speed **decreased** by around 4 MPH

**3**


**MILES PER HOUR**

**Decrease** in the average southbound speed from 2021 to 2022. The average northbound speed remained unchanged (26 mph)

**40%**

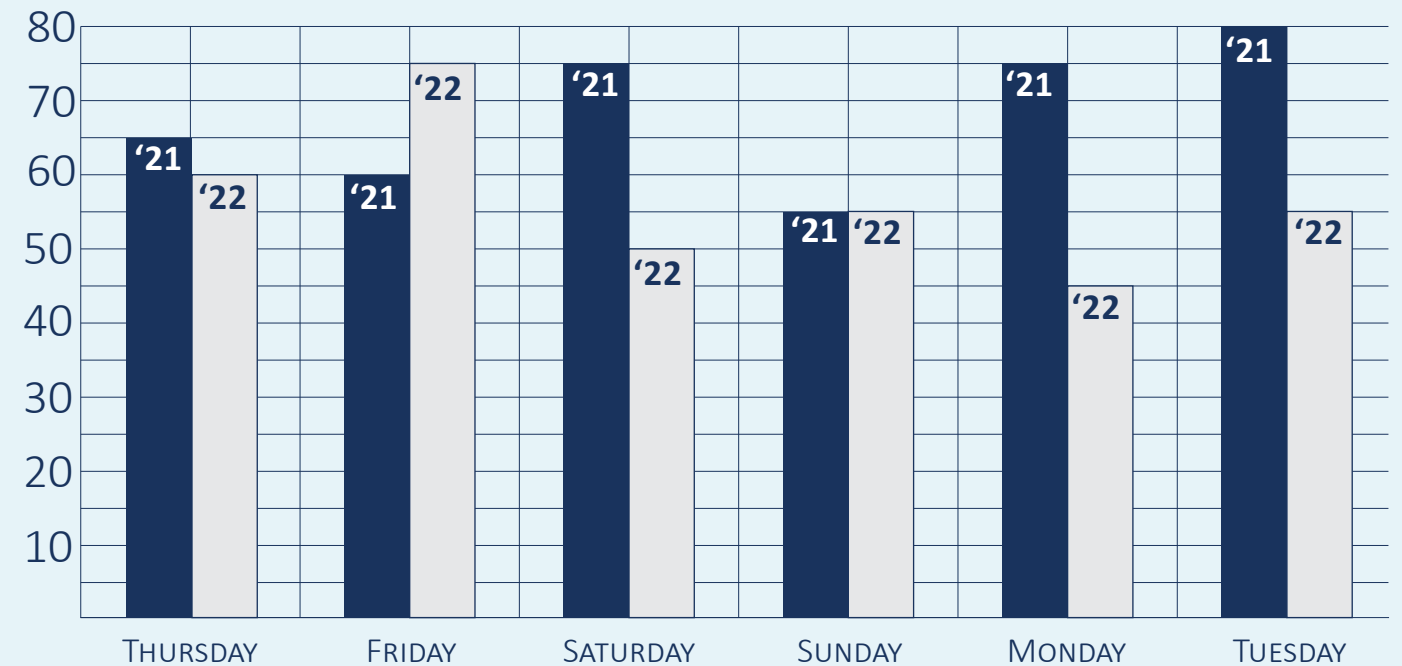
Decrease in days where cars were recorded traveling speeds over 58 MPH - the speed at which the risk of severe injury or mortality for pedestrians struck by vehicles reaches 90%

From 5/6 days in 2021 to 2/6 days in 2022



**SUNDAY**

REMAINS HIGHEST AM PEAK VOLUME



**FROM 3 DAYS TO 1 DAY**

Days where the highest daily speed was over 70 Miles Per Hour from 2021 to 2022